

Wireless Access Points

Cloud-managed and white-label ready

Sophos Wireless Access Points provide a simple and effective way to manage and secure wireless networks. Managed from a secure cloud-based platform, they are easy to deploy and enable partners to take a cloud-managed wireless solution to market with ease.

Highlights

- ▶ Managed from a secure, cloud-based platform
- ▶ One dashboard for an at-a-glance status
- ▶ Simple deployment and administration
- ▶ Increased visibility
- ▶ Multi-site management and cloud scalability
- ▶ Scheduled firmware upgrades

Sophos provides easy-to-deploy Wi-Fi access points for indoor and outdoor environments, helping businesses meet their wireless networking needs with ease. The white-label ready solution is available from entry-level to enterprise-grade models.

One dashboard for an at-a-glance status

The Sophos Wireless dashboard is your single pane of glass to get the status of your wireless networks, access points, connected clients and identify potential issues needing attention. Get all the key information at-a-glance in a concise manner and on a single screen.

Simple deployment and administration

Setting up your networks with Sophos Wireless Access Points is effortless. Using the step-by-step guidance in our on-boarding wizard, creating networks, registering access points and adding sites is child's play. Our solution is built to be simple to use - even for non-wireless experts - but that doesn't mean you forfeit functionality.

Increased visibility

See which traffic is using your bandwidth to optimize the performance of your Wi-Fi and alert you to potential unwanted use of your resources. With Sophos Wireless Access Points you'll know exactly what's happening with your users and your wireless networks to avoid behavior which could put your security at risk.

Multi-site management and cloud scalability

One of the benefits of a cloud-managed wireless solution is scalability. Whether you have just one growing network, or multiple sites, extending your Wi-Fi is as simple as adding an additional access point. With our basic site planning tools you get a first impression of what your set-up will look like, before doing extensive tests.

Scheduled firmware upgrades when you choose










To keep your network up-to-date without disturbing your users, Sophos Wireless lets you schedule firmware upgrades to start automatically at a time of your choice.



Sophos Wireless Access Points - at a glance

Our APs are built on the latest enterprise-class, high-speed wireless chipsets with custom designed antennas, added CPU and memory resources, and hardware accelerated encryption.

Product Matrix

Sophos Access Points	AP 15	AP 15C	AP 55	AP 55C	AP 100	AP 100C	AP 100X
							
Capacity							
Deployment	Indoor SOHO	Indoor SOHO	Indoor Medium Enterprise	Indoor Medium Enterprise	Indoor Enterprise-grade	Indoor Enterprise-grade	IP67 Outdoor Enterprise-grade
Maximum throughput	300 Mbps	300 Mbps	867 Mbps + 300 Mbps	867 Mbps + 300 Mbps	1.3 Gbps + 450 Mbps	1.3 Gbps + 450 Mbps	1.3 Gbps + 450 Mbps
Multiple SSIDs	8	8	8 per radio (16 in total)	8 per radio (16 in total)	8 per radio (16 in total)	8 per radio (16 in total)	8 per radio (16 in total)
Technical Specification							
LAN interface	1 x 10/100/1000 Base TX	1 x 10/100/1000 Base TX	1 x 10/100/1000 Base TX	1 x 10/100/1000 Base TX	1 x 10/100/1000 Base TX	1 x 10/100/1000 Base TX	1 x 10/100/1000 Base TX
Supported WLAN Standards	802.11 b/g/n 2.4 GHz	802.11 b/g/n 2.4 GHz and 5 GHz	802.11 a/b/g/n/ac 2.4 and 5 GHz	802.11 a/b/g/n/ac 2.4 GHz and 5 GHz	802.11 a/b/g/n/ac 2.4 and 5 GHz	802.11 a/b/g/n/ac 2.4 and 5 GHz	802.11 a/b/g/n/ac 2.4 and 5 GHz
DFS/TPC	-	-	Yes	Yes	Yes	Yes	Yes
Power over Ethernet (min.)	802.3af	802.3af	802.3at	802.3at	802.3at	802.3at	802.3at
Number of antennas	2 external	2 internal	2 external	4 internal	3 external	6 internal	6 external
Number of radios	1	1	2	2	2	2	2
MIMO capabilities	2x2:2	2x2:2	2x2:2	2x2:2	3x3:3	3x3:3	3x3:3
Power supply	90-240V, 50/60 Hz	90-240V, 50/60 Hz	100-240V, 50/60 Hz	100-240V, 50/60Hz	100-240V, 50/60 Hz	100-240V, 50/60 Hz	100-240V, 50/60 Hz
Power consumption (max.)	2.5W	7W	17W	20W	17W	20W	17W
Physical Specification							
Dimensions (WxHxD)	194 x 32 x 115 mm	176 (Diameter) x 29.86 mm (Height)	183 x 36 x 183 mm	200 (Diameter) x 37 mm (Height)	183 x 36 x 183 mm	200 (Diameter) x 37 mm (Height)	255 x 225 x 90 mm
Weight	260g	265g	500g	640g	505g	640g	2.5 kg
Mounting options	Desktop/wall	Ceiling/wall	Desktop/wall	Ceiling/wall	Desktop/wall	Ceiling/wall	Wall/pole
Product Certifications							
Certifications	FCC, CE, SRRC	CB, CE, FCC, UL, IC, MIC, VCCI, RCM	FCC, CE	CB, CE, FCC, UL (plenum-rated)	FCC, CE	CB, CE, FCC, NCC, UL (plenum-rating)	CB, CE, FCC, UL
							

For more information

Please visit [Sophos.com/oem](https://www.sophos.com/oem)

OEM Contact

Email: oem.sales@sophos.com